



1 Lines



Lines: 0.5 pt, 1.5 pt, 3 pt weights + diagonal cross

2 Rectangles




Rectangles: filled · stroked · filled+stroked · nested

3 Rounded Rectangles



Rounded rects: r=6 (filled) · r=12 (stroked) · r=20 (filled+stroked) · pill

4 Circles & Ellipses




Circles: filled · stroked · filled+stroked | Ellipses: filled · stroked | Concentric

5 Cubic Bézier Paths




Cubic Bézier: S-curve · leaf · wave · teardrop

6 Polylines & Polygons



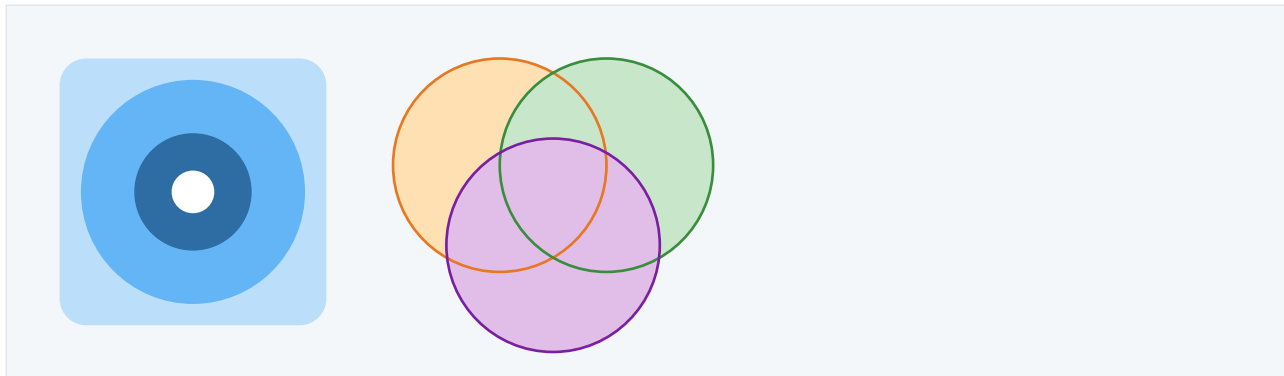
Polyline (zigzag) · Triangle · Pentagon · Star polygon

7 Even-Odd Fill Rule — Shapes with Holes



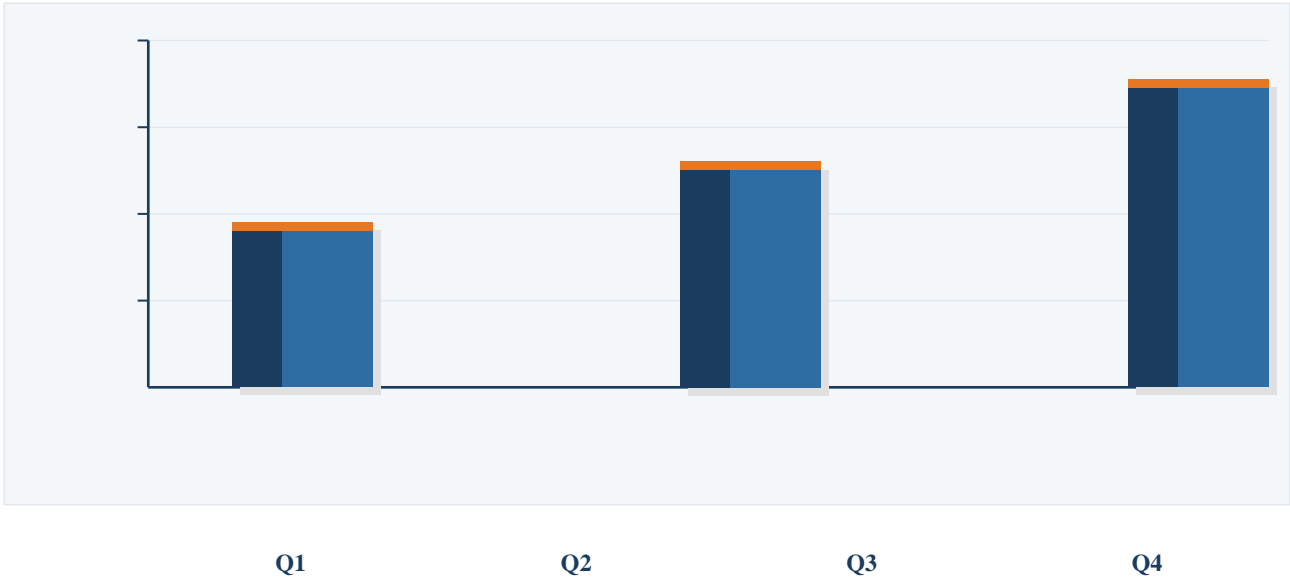
Even-odd rule: donut · frame+cutout · nested squares · diamond ring

8 Grid Helper & Composition



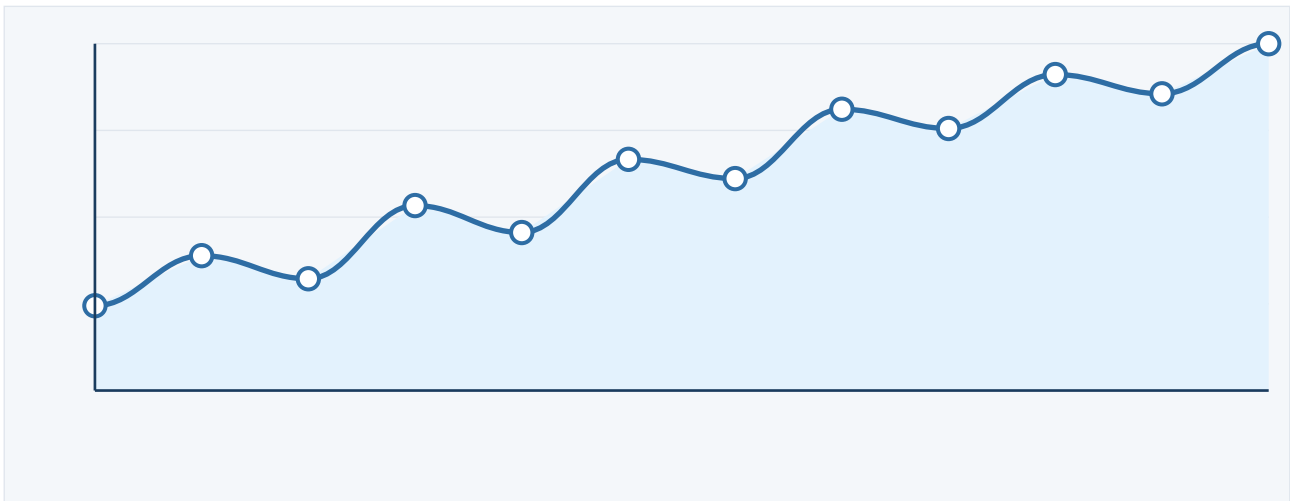
Grid helper + layered shapes + overlapping translucent circles (Venn-style)

9 Bar Chart — Quarterly Revenue (\$M)



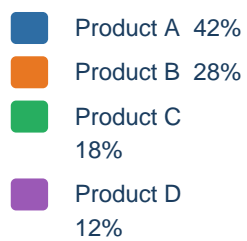
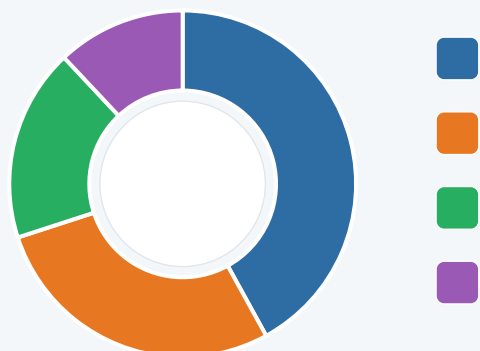
Bar chart built entirely with Canvas primitives — no charting library

10 Line Chart — Monthly Active Users (K)



Smoothed line chart with shaded area — cubic Bézier interpolation

11 Donut Chart — Revenue Mix by Product



Donut chart — Bézier arc slices with inner hole via lineTo + reverse arc